

MUTINA


# Kosei

by Vincent Van Duysen



EN

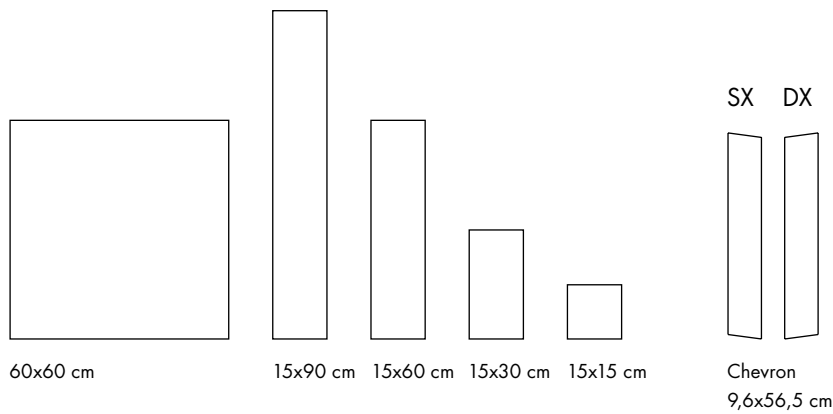
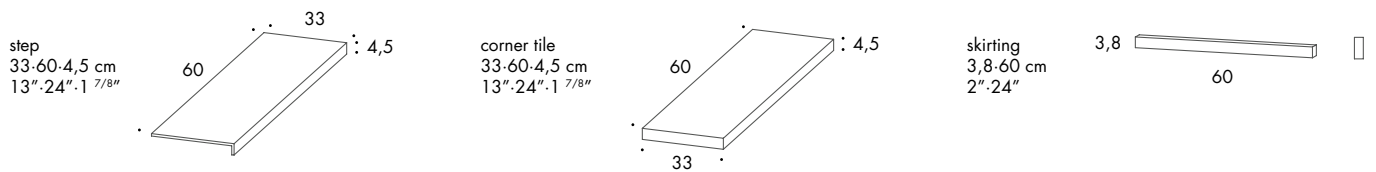
General information  
Laying and maintenance tips  
Colors  
Technical features  
Packing



# General information

collection	Kosei
design	Vincent Van Duysen, 2022
production	Industrial
material	Extruded unglazed porcelain stoneware
features	Squared and rectified slabs each one exactly the same as the others
thickness	10 mm
nominal sizes	60x60 cm (24"x24"), 15x90 cm (6"x36"), 15x60 cm (6"x24"), 15x30 cm (6"x12"), 15x15 cm (6"x6") chevron: 9,6x56,5 cm (4"x22")
specification	- 5 colours: Bone, Storm, Terra, Grey Green, Dark Grey
category	UNI EN 14411 App A (AI group) UGL

## complementary pieces



## Laying and maintenance tips

use	Floors, walls – indoor, outdoors.
recommended adhesive	Adhesive for porcelain stoneware.
recommended joints	2mm joints.
recommended fillers	CEMENT-BASED GROUT / EPOXY GROUT. Remove all traces of grout carefully before it dries completely. <a href="#">Download the Grout Tables.</a>
cleaning at the end of installation	CEMENT-BASED GROUT: Buffered acid (e.g. DETERDEK PRO by FILA or similar). Wet the floor with water, dilute the product 1:5 with water and pour it on the floor. Wait for 2-3 minutes then use a white scotch Brite pad and rinse well with clean water. EPOXY GROUT: Alkaline detergent (e.g. FILA CR10 by FILA). FILA CR10: apply pure, wait for 30 minutes then use a green scotch Brite pad. SILICONE: Solvent for silicone e.g. FILA ZERO SIL. Put it straight onto the stain, wait for 20 minutes and remove the mark using scotch Brite. PAINT: Can usually be removed using water, but if resin-based paints or particular enamels have been used, it is best to ask the manufacturer which solvent is most suitable. RUST: stain remover es. FILA NO RUST. Apply the product onto the stain, leave for 15 minutes, remove the residue and rinse thoroughly.
general cleaning (installed tiles)	You are recommended to use ordinary neutral detergent diluted in water. Avoid using acid or alkaline products, waxes and/or impregnants. During ordinary cleaning it is recommended to use extremely abrasive items (such as scourers and iron or steel sponges) as little as possible. This recommendation must be adhered to rigorously in the case of tiles with a glossy surface finishing as they are more susceptible to the risk of scuffs, scratches and loss of shine, etc. In the event of heavy dirt or particularly textured surfaces, use an alkaline detergent and rinse after washing. For large surfaces, the use of a floor washing machine is recommended. During every-day cleaning procedures, it is necessary to remember that certain types of dirt (dust, sand) increase the abrasive effect of foot-traffic. Therefore we recommend that you avoid bringing in this type of dirt, which comes in from the outside, by placing a door-mat at the entrance.
calibers (real size)	59.8 x 59.8 cm 14.8 x 89.8 cm 14.8 x 59.8 cm 14.8 x 29.8 cm 14.8 x 14.8 cm

## Colours




Bone




Storm



Terra



Grey Green

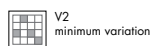


Dark Grey

For information about the available grouts, please contact the sales department.

## Technical features

STANDARD	FEATURES	VALUE REQUIRED	KOSEI
ISO 10545/2	SIZES length and width thickness straightness of edges wedging flatness	± 1% ± 10% ± 0,5% ± 1% ± 0,5%/0,8%	in conformity with standard
ISO 10545/3	water absorption	< 0,5%	0,06%
ISO 10545/4	breaking strength modulus of rupture	≥ 1300 N ≥ 32 N/mm <sup>2</sup>	in conformity with standard
ISO 10545/9	resistance to thermal shock	comply requirements	resistant
ISO 10545/12	frost resistance	comply requirements	resistant
ISO 10545/13	Resistance to acids and alkalis (low and high concentration) Resistance to household cleaning agents and swimming pool chemicals	declared value minimum class B	A A
ISO 10545/14	stains resistance	minimum 3	5
DIN 51130			R10
DIN 51097			B
DCOF		> 0.42	0.84
Pendulum BS (EN 16165-c)			55 dry 45 wet
Pendulum AS/NZS (4586313 app A)			44 P3
Pendulum ES (UNE 41901)			45 C2
ISO 14001			
VOC Emission Declaration of Contents EPD SVHC declaration			available upon request



## Packing

SIZE	PCS-SQM	PCS-BOX	SQM-BOX	BOX-PAL	KG-BOX	KG-PAL	SQM-PAL
60-60 cm	2,78	2	0,72	64	16,80	1075	46,10
15-90 cm	7,41	6	0,81	51	18,90	964	41,31
15-60 cm	11,11	9	0,81	52	18,90	983	42,12
15-30 cm	22,22	18	0,81	52	18,90	983	42,12
15-15 cm	44,44	36	0,81	52	18,90	983	42,12
chevron 9,6-56,5	18,44	14	0,76	45	17,70	797	34,20
step 33-60-4,5 cm	-	2	1,20	-	13,00	-	-
corner tile 33-60-4,5 cm	-	1	0,60	-	6,50	-	-
skirting 3,8-60 cm	-	10	6 ml	-	5,00	-	-