


MUTINA

# Mattonelle Margherita

by Nathalie Du Pasquier




EN

General information  
Laying and maintenance tips  
Colors  
Technical features  
Packing



# General information

collection	Mattonelle Margherita
design	Nathalie Du Pasquier, 2020
production	Industrial
material	Glazed porcelain stoneware
thickness	10 mm
nominal sizes	Margherita Patterns, Margherita Plain Colours 20,5-20,5 cm (8"-8") Margherita Half 20,5-10,1 cm (8"-4")
specification	- 6 base colour in 20,5-20,5 cm - 27 graphic patterns in 20,5-20,5 cm - 8 half in 10,1-20,5 cm - Semi-gloss, silky surface
anti-slip	Special treatment is available upon request, at extra charge
awards	Interior Design Magazine's Best of Year Awards 2021 in the Category Tile + Stone Flooring
patent	Registered design n° 008171615-0001/0067 - date of registration: 30.09.2020
category	Bla UNI EN 14411 (GL)



20,5-20,5 cm  
8"-8"



20,5-10,1 cm  
8"-4"

## Laying and maintenance tips

use	Floor, wall – indoor, outdoor.
installation	For an even, smooth shading effect when laying, alternate material from several different boxes.
recommended adhesive	Adhesive for porcelain stoneware.
recommended joints	2mm joints.
recommended fillers	Cement-based grout / epoxy grout. <a href="#">Download the Grout Tables.</a>
cleaning at the end of installation	CEMENT-BASED GROUT: Buffered acid (e.g. DETERDEK PRO by FILA or similar). Wet the floor with water, dilute the product 1:5 with water and pour it on the floor. Wait for 2-3 minutes then use a white scotch Brite pad and rinse well with clean water. EPOXY GROUT: Alkaline detergent (e.g. FILA CR10 by FILA). FILA CR10: apply pure, wait for 30 minutes then use a green scotch Brite pad. SILICONE: Solvent for silicone e.g. FILA ZERO SIL. Put it straight onto the stain, wait for 20 minutes and remove the mark using scotch Brite. PAINT: Can usually be removed using water, but if resin-based paints or particular enamels have been used, it is best to ask the manufacturer which solvent is most suitable. RUST: stain remover es. FILA NO RUST. Apply the product onto the stain, leave for 15 minutes, remove the residue and rinse thoroughly.
general cleaning (installed tiles)	You are recommended to use ordinary neutral detergent diluted in water. Avoid using acid or alkaline products, waxes and/or impregnants. During ordinary cleaning it is recommended to use extremely abrasive items (such as scourers and iron or steel sponges) as little as possible. This recommendation must be adhered to rigorously in the case of tiles with a glossy surface finishing as they are more susceptible to the risk of scuffs, scratches and loss of shine, etc. In the event of heavy dirt or particularly textured surfaces, use an alkaline detergent and rinse after washing. For large surfaces, the use of a floor washing machine is recommended. During every-day cleaning procedures, it is necessary to remember that certain types of dirt (dust, sand) increase the abrasive effect of foot-traffic. Therefore we recommend that you avoid bringing in this type of dirt, which comes in from the outside, by placing a door-mat at the entrance.
calibers (real size)	20,5x20,5 : cal 1 : from 203,6x203,6 to 205x205 - cal 0 : from 202,1x202,1 to 203,5x203,5 20,5x10,1 : cal 1 : from 101,2X203,6 to 101,2X205 - cal 0 : from 100,4X202,1 to 100,4X203,5 (calibers depend on the production lot, we recommend to ask in advance)

# Colours

27 PATTERNS  
20,5X20,5 CM



Square Blue



Square Green



Square Black




Square Orange



Square Terracotta



Double Blue




Double White




Double Red




Cones



Star



Petals



Corners




Scheme



Point



Rhombus White




Rhombus Black




Flower Green



Flower Black



Kite White



Kite Black




Spring Terracotta



Spring Pink



Black Green




Black Terracotta



Line




Stripes




Signs


6 PLAIN COLOURS  
20,5X20,5 CM



Marghe White



Marghe Black




Marghe Terracotta



Marghe Green



Marghe Blue

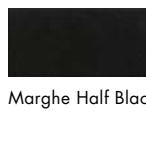


Marghe Light Blue


8 HALF  
10,1X20,5 CM



Marghe Half White



Marghe Half Black




Frame Black



Frame Terracotta



Street



Wires



Parallel Black



Parallel Orange

For information about the available grouts, please contact the sales department.

## Technical features

STANDARD	FEATURES	VALUE REQUIRED	MATTONELLE MARGHERITA
ISO 10545/3	water absorption	< 0,5%	0,06%
ISO 10545/4	breaking strength	Sp> 7,5 min 1300	resistant
ISO 10545/9	thermal shock resistance	no alteration	no alteration
ISO 10545/12	frost resistance	no alteration	no alteration
ISO 10545/13	acids and alkalis resistance	min B	A
ISO 10545/14	stains resistance	class 3	class 5
DIN 51130-04	slip resistance	–	R11 antislip
DIN51097-04	slip resistance	–	B antislip
DCOF	slip resistance	–	0,85 antislip
Pendulum BS 7976-2:2002/ A1:2013		–	62 dry antislip 52 wet antislip
LEED 4.1		–	20% recycled material
Robinson Test		–	heavy use
VOC Emission			available upon request
Declaration of Contents			available upon request
EPD			available upon request
SDS			available upon request
BPD3			available upon request
HPD			available upon request

## Packing

SIZE	PCS-SQM	PCS-BOX	SQM-BOX	BOX-PAL	KG-BOX	KG-PAL	SQM-PAL
20,5-20,5 cm	23,88	16	0,67	48	14,20	681,60	32,16
10,1-20,5 cm	47,76	32	0,67	48	14,20	681,60	32,16